


















## 1 Final 13 years

Official

heat Started at: 05:16 PM (+ 3 min)

Lane	Competitor	Age	Club	RT	PTS	Rank	Result
0	 Andrea Tesini (V)	13		0.56		6	<b>1:07.12</b> Entry: 1:08.90
	-1.78						50m: 32.24 100m: 1:07.12 (34.88)
1	 Ray Sun	13		0.61		7	<b>1:07.91</b> Entry: 1:08.79
	-0.88						50m: 33.19 100m: 1:07.91 (34.72)
2	 Fletcher Cummir	13		0.63		5	<b>1:05.95</b> Entry: 1:08.16
	-2.21						50m: 32.22 100m: 1:05.95 (33.73)
3	 Daniel Brown	13		0.64		2	<b>1:05.33</b> Entry: 1:07.12
	-1.79						50m: 32.27 100m: 1:05.33 (33.06)
4	 William Gascoigr	13		0.57		3	<b>1:05.46</b> Entry: 1:05.80
	-0.34						50m: 31.41 100m: 1:05.46 (34.05)
5	 Jimmy Ward	13		0.67		3	<b>1:05.46</b> Entry: 1:06.93
	-1.47						50m: 31.72 100m: 1:05.46 (33.74)
6	 Nathan Hu	13		0.62		1	<b>1:05.01</b> Entry: 1:07.38
	-2.37						50m: 31.40 100m: 1:05.01 (33.61)
7	 Ethan Jiao	13		0.74		10	<b>1:09.18</b> Entry: 1:08.53
	+0.65						50m: 33.39 100m: 1:09.18 (35.79)
8	 Rory McParland	13		0.60		9	<b>1:08.78</b> Entry: 1:08.85

-0.07

50m: 32.91  
100m: 1:08.78 (35.87)

9  Xavier Francis-S 13  0.76 8 **1:08.48**  
Entry: 1:09.23



-0.75

50m: 32.98  
100m: 1:08.48 (35.50)

## 2 Final 14 years

Official

heat Started at: 05:20 PM (+ 6 min)

Lane Competitor Age Club RT PTS Rank Result  
0  Michael Yang 14  0.62 8 **1:06.00**  
Entry: 1:07.40

-1.40

50m: 31.53  
100m: 1:06.00 (34.47)

1  Phoenix Botes 14  0.80 10 **1:07.37**  
Entry: 1:06.21


+1.16

50m: 32.19  
100m: 1:07.37 (35.18)

2  James Zhang 14  0.74 4 **1:03.51**  
Entry: 1:04.29

-0.78

50m: 31.38  
100m: 1:03.51 (32.13)

3  Alike Delaval (V) 14 0.63 5 **1:03.65**  
Entry: 1:03.48

+0.17

50m: 30.83  
100m: 1:03.65 (32.82)

4  Noah Lomas 14  0.57 1 **1:00.87**  
Entry: 1:02.06

-1.19

50m: 28.87  
100m: 1:00.87 (32.00)

5  Paolo Grolli (V) 14 0.59 2 **1:01.58**  
Entry: 1:02.75

-1.17

50m: 29.61  
100m: 1:01.58 (31.97)

6  Connor Mahoney 14  0.68 3 **1:02.67**  
Entry: 1:03.51



-0.84



50m: 30.34  
100m: 1:02.67 (32.33)

7  Levi Dixon 14  0.71 7 **1:04.86**  
Entry: 1:05.68

-0.82

50m: 31.29  
100m: 1:04.86 (33.57)














8  Steve Zhang 14  0.64 9 **1:07.01**  
Entry: 1:07.10  
-0.09  
50m: 32.66  
100m: 1:07.01 (34.35)

9  Manson Meng 14  0.55 6 **1:04.69**  
Entry: 1:07.77  
-3.08  
50m: 30.45  
100m: 1:04.69 (34.24)

### 3 Final 15 years

Official

heat Started at: 05:24 PM (+ 9 min)

Lane	Competitor	Age	Club	RT	PTS	Rank	Result
0	 Charlie Madar-Lε	15		0.56		7	<b>1:03.40</b> Entry: 1:04.39 -0.99 50m: 30.00 100m: 1:03.40 (33.40)
1	 Timothy Chin	15		0.59		8	<b>1:03.93</b> Entry: 1:03.60 +0.33 50m: 30.79 100m: 1:03.93 (33.14)
2	 Alexander McElr	15		0.73		6	<b>1:01.99</b> Entry: 1:02.30 -0.31 50m: 29.96 100m: 1:01.99 (32.03)
3	 Donald Tian	15		0.60		3	<b>58.85</b> Entry: 1:00.82 -1.97 50m: 28.23 100m: 58.85 (30.62)
4	 TeRauroha Paki	15		0.59		1	<b>57.30</b> Entry: 57.43 -0.13 50m: 27.45 100m: 57.30 (29.85)
5	 YiFan Zhang	15		0.69		2	<b>58.72</b> Entry: 59.60 -0.88 50m: 28.37 100m: 58.72 (30.35)
6	 Kase Glintmeyer	15		0.61		4	<b>1:00.81</b> Entry: 1:01.30 -0.49 50m: 29.19

100m: 1:00.81 (31.62)

7  Jayden Lee 15  0.62 5 **1:01.47**  
Entry: 1:03.17

-1.70

50m: 30.04  
100m: 1:01.47 (31.43)

8  Ryan Tan 15  0.59 9 **1:04.94**  
Entry: 1:04.14

+0.80

50m: 30.53  
100m: 1:04.94 (34.41)

9  Harry Lynn 15  0.61 10 **1:05.73**  
Entry: 1:04.89


+0.84

50m: 30.58  
100m: 1:05.73 (35.15)

## 4 Final 16 years

Official

heat Started at: 05:27 PM (+ 11 min)

Lane	Competitor	Age	Club	RT	PTS	Rank	Result
0	 Thaddeus (V) Kv	16		0.62		9	<b>1:02.22</b> Entry: 1:02.37

-0.15

50m: 29.95  
100m: 1:02.22 (32.27)

1  Lachlan Collins 16  0.57 8 **1:02.19**  
Entry: 1:02.04

+0.15

50m: 29.69  
100m: 1:02.19 (32.50)

2  Alex Gibson 16  0.59 6 **1:00.95**  
Entry: 1:01.55

-0.60

50m: 28.87  
100m: 1:00.95 (32.08)

3  Sebastian Seger 16  0.64 3 **59.12**  
Entry: 1:01.37

-2.25

50m: 28.55  
100m: 59.12 (30.57)

4  Lucas Bell 16  0.49 1 **56.49**  
Entry: 59.13

-2.64

50m: 27.86  
100m: 56.49 (28.63)

5  Ryan Hewertson 16  0.52 4 **1:00.33**  
Entry: 1:00.65

-0.32

50m: 28.60  
100m: 1:00.33 (31.73)

6  Luojingxi Chen 16  0.54 2 59.00  
Entry: 1:01.42

-2.42

50m: 28.40  
100m: 59.00 (30.60)

7  Daniel Eccleston 16  0.63 10 1:04.41  
Entry: 1:02.00

+2.41

50m: 30.14  
100m: 1:04.41 (34.27)

8  Jack McPhail 16  0.55 5 1:00.70  
Entry: 1:02.30

-1.60

50m: 28.66  
100m: 1:00.70 (32.04)

9  Lukas De Wit 16  0.63 7 1:02.01  
Entry: 1:02.59

-0.58

50m: 29.73  
100m: 1:02.01 (32.28)